

## Activity Type

Grammar, Reading and Vocabulary Activity: reading for detail, drawing

## Focus

Comparatives and superlatives

Appearance and clothes vocabulary

## Aim

To draw pictures of people from comparative and superlative descriptions.

## Preparation

Make one copy of the worksheet for each student. You will also need some coloured pencils.

## Level

Pre-intermediate (A2)

## Time

20 minutes

## Introduction

In this comparatives and superlatives activity, students draw pictures of three people from comparative and superlative descriptions of their appearance.




## Procedure

Give each student a copy of the worksheet and some coloured pencils.

First, students read comparative and superlative sentences, describing three classmates.

After reading the sentences, students draw pictures of the three classmates from the descriptions and compare their pictures with a partner.

As an extension, students write comparative and superlative descriptions of three students in their class and then dictate the description to their partner for them to draw.



**Read the sentences and draw the three classmates.**

1. Oliver, Aiden and Isabella are classmates.
2. Oliver is the tallest.
3. Isabella is shorter than Aiden.
4. Aiden is the fattest.
5. Oliver is thinner than Isabella.
6. Aiden's hair is longer than Oliver's, but it's shorter than Isabella's.
7. Isabella has got the biggest eyes. They are blue.
8. Oliver's eyes are bigger than Aiden's. They both have brown eyes.
9. Aiden's ears are bigger than Isabella's, but they're smaller than Oliver's.
10. Oliver's nose is bigger than Isabella's.
11. Aiden has the smallest nose.
12. Isabella has the nicest smile and Aiden has the longest neck.
13. Oliver is the smartest. He's wearing a blue shirt and black trousers. His shoes are also black.
14. Aiden is wearing a blue T-shirt and green shorts. He has got white trainers on.
15. Isabella is wearing a red dress. She has also got red shoes on.

