

## Activity Type

Speaking Activity:  
describing, identifying  
(pair work)

## Focus

Describing facial features,  
hair colour, hair type, hair  
style, facial hair and age

Appearance adjectives

Has got

## Aim

To name and describe  
people for your partner to  
identify.

## Preparation

Make one copy of the two  
worksheets for each pair  
of students.

## Level

Intermediate (B1)

## Time

25 minutes

## Introduction

In this describing physical appearance activity, students match names to faces by giving and listening to descriptions of people's facial features and hair.

## Procedure

Divide the students into pairs (Student A and B).

Give each student a corresponding worksheet.

Tell the students not to show their worksheet to their partner. If possible, have the pairs sit back to back.

Explain that the students are going to take it in turns to name and describe the people on their worksheet for their partner to identify.

Each description should talk about the person's facial features, hair colour, hair type, hair style, facial hair and age.

Their partner's task is to listen carefully and identify the person on their worksheet, labelling the picture with the correct name.

Their partner then checks they have the correct person by asking questions, e.g. 'Does Samuel have wavy hair?'

The students continue taking it in turns to name and describe the people on their worksheet until both worksheets are complete.

Afterwards, the students compare their worksheets to check their answers.

**Student A**



Samuel






Layla





Audrey




Bella



Lucy




Hailey




Ruby



Kai



Isabel



Sarah

**Student B**




Luna




Owen



Luke



Caleb



Nathan



Ian



Emilia



Santiago



Victor



Craig

