

Activity Type

Vocabulary Game: miming, guessing (group work)

Focus

Action verbs

Aim

To play a board game where you perform, mime, or tell someone to do various actions described on cards.

Preparation

Make one copy of the game board and action verb cards for each group of three or four. Cut the cards out as indicated. You will also need to prepare a dice and counters for each group.

Level

Pre-intermediate (A2)

Time

30 minutes

Introduction

In this entertaining action verbs board game, students perform, mime, or tell someone to do various actions described on cards.

Procedure

Divide the students into groups of three or four.

Give each group a copy of the board game, a set of action verb cards, a dice and counters.

Ask the students to shuffle the cards and place them face-down in a pile on the game board.

Players place their counters on the start square.

Players then take it in turns to roll the dice and move their counter along the board.

When a player lands on a 'Do an action' square, they pick up the top card from the pile and place it face-up for everyone to see.

The player then performs the action described on the card. If the action is correct, they remain on the square. If not, they go back one square.

If a player lands on a 'Tell someone to do an action' square, they pick up the top card from the pile and tell another player to do the action on the card.

If the selected player does the correct action, the (selected) player stays on their square. If not, the selected player moves their counter back one space.

When a player lands on a 'Mime an action' square, that player picks up a card and mimes the action on the card for the other players to guess.






For example, if the player picks up the card 'clap your hands', they mime the action to the other students.

If another student correctly guesses the verb (e.g. clap), the player stays on the square. If the action verb isn't guessed correctly, the player moves back a square.

When a card has been used, it is placed back at the bottom of the pile.

The first player to reach the finish wins the game.

Do, Mime or Tell

Do an action	Mime an action	Tell someone to do an action		Do an action	Tell someone to do an action	Mime an action
Tell someone to do an action		Miss a turn		Mime an action		Do an action
Mime an action		Do an action		Tell someone to do an action		Tell someone to do an action
Do an action		Mime an action		Go forward 2 spaces		Mime an action
Tell someone to do an action		Tell someone to do an action		Do an action		Do an action
Mime an action		Do an action		Mime an action		Go back to the start
Go forward 1 space		Finish		Tell someone to do an action		Mime an action
Do an action	<div style="border: 1px solid black; height: 100px; width: 100%;"></div>			Miss a turn		Mime an action
Tell someone to do an action				Do an action	Tell someone to do an action	
Mime an action	Go back 2 spaces	Do an action	Tell someone to do an action	Mime an action	Start	



read	snore	turn left, then turn right	smile
sing the happy birthday song	write your name on the board	pack your bag	dance around the classroom
leave the room	sneeze	fold a piece of paper	eat a sweet
shout your age	jump three times	snap your fingers	do three push-ups
stack some coins	shake your body	walk around the classroom	crawl on the floor
stand	pull a chair	unpack your bag	skip around the classroom
cover your face	give a classmate a pen	exit the classroom	sleep
bow	play air guitar	cough	clap your hands
throw some paper in the bin	cry	cut some paper	open your mouth
touch your toes	hop on one foot for ten seconds	wave hello to your teacher	whistle
draw an apple	wink	sit	laugh
take a pen from another student	close your eyes	cross your legs	drink some water
run for five seconds	hug someone in the class	smell the air	push a table